

BRIA App Setup for Smart Phone and Desktop Computer

Step 1: Search and Download “BRIA Enterprise” from your app store


For apple users click on:

<https://apps.apple.com/us/app/bria-enterprise/id523269027>


For Android users click here:

https://play.google.com/store/apps/details?id=com.briaccs.voip&hl=en_US

Apple Phone Screen



Android Phone Screen



Step 2: In your Android Device the BRIA Phone Permission Screen tap on the word **SHOW** and **ACCEPT** the terms and conditions of the App.

Phone Permission

Allow Bria to:

- Read phone status and identity
- Reroute outgoing calls
- Directly call phone numbers

License Agreement

CounterPath Corporation
End-User License Agreement
Revision: April 11th, 2019

This is a legal agreement ("the Agreement") between you and CounterPath Corporation ("CounterPath"). This Agreement pertains to your use of the CounterPath software, technology, programs, documentation and updates which are provided to you by CounterPath (collectively, "the Software"). Please carefully read the terms and conditions below. If you do not agree to the terms of this Agreement, DO NOT accept the Agreement. By accepting the Agreement, you are consenting to, and agreeing to be bound by, the terms of this Agreement.

*IMPORTANT: This is a softphone application and not a voice service. A SIP server or subscription with a

DECLINE **SHOW** **DECLINE** **ACCEPT**

Step 3: Give App Permission to function correctly:

- Run app in the background
- make outbound calls
- use of the microphone

Battery Optimizations

Stop optimizing battery usage?

Bria will be able to run in the background. Its battery usage won't be restricted.

DENY **ALLOW**

Microphone Permission

Allow Bria to record audio?

DENY **ALLOW**

In order for this app to access your microphone to capture and record audio.

Step 4: Once the application is installed. Please use your **SCC domain name address**, and **Windows Credentials** to login.

Apple Phone Screen

3:20
App Store

B Bria Enterprise Login

Enter Your Credentials

Username

Password

Keep Password

Auto Login

Login

Android Phone Screen

B Bria

Welcome to Bria Enterprise!
Please sign in using your Bria Enterprise credentials.

Username

Password

Remember sign in information

Sign in automatically

Sign in as invisible

Sign In

Cancel

Step 5: Dial any extension of the enterprise

SCC – BRIA Desktop App

NOTE: Headset is required for the app to work properly on your computer

Step 1: Download BRIA Enterprise

For Windows Computer users:

<https://www.counterpath.com/EnterpriseforWindows>

For Apple Computer users:

<https://www.counterpath.com/EnterpriseforMac>

Step 2: Give permission for application to Install in your computer

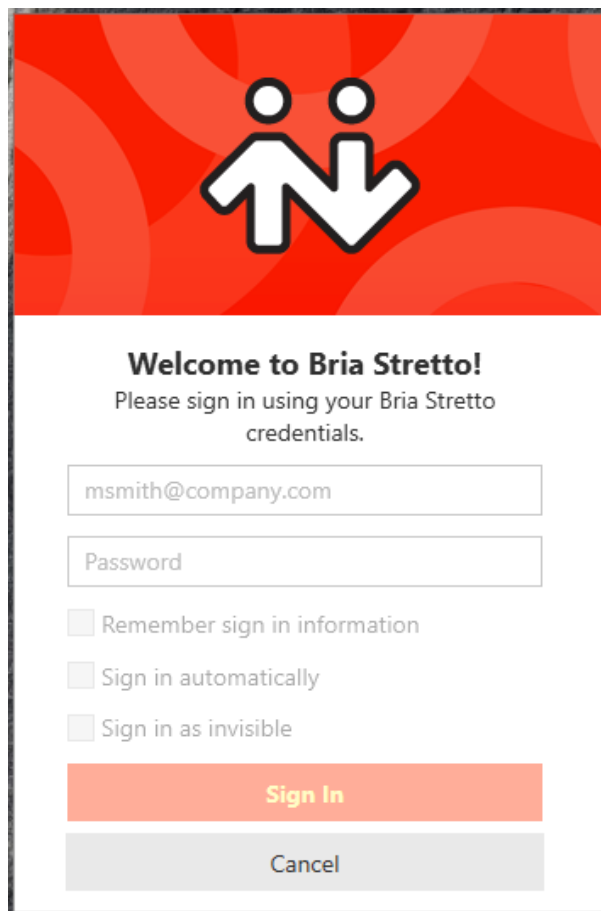
Step 3: Select English language

Step 4: Click on **Next**, Check box “**Accept terms and conditions**” and click **Next**

Step 5: Click in **Install**

Step 6: Login with your **Smart Choice Email** and **Computer Session Password**

Login Screen



Welcome to Bria Stretto!
Please sign in using your Bria Stretto credentials.

Remember sign in information

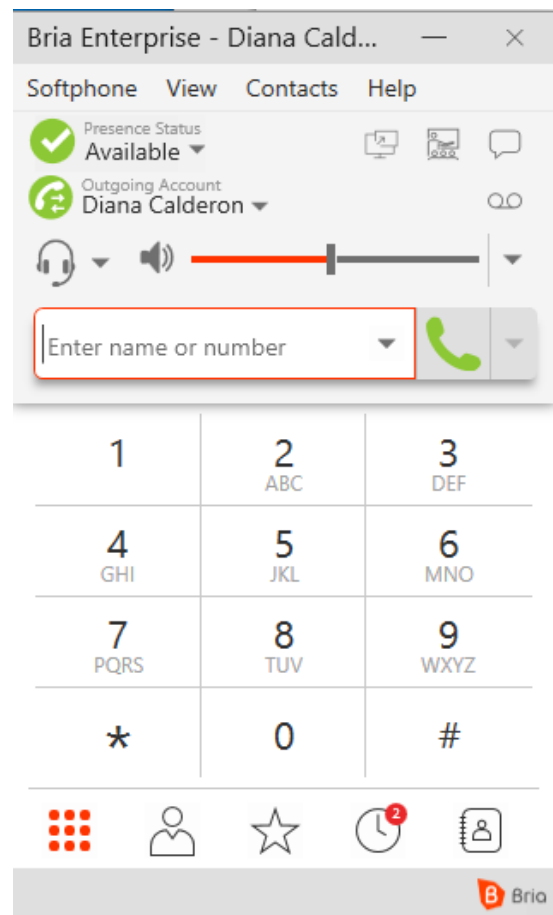
Sign in automatically

Sign in as invisible

Sign In

Cancel

Home Screen



Bria Enterprise - Diana Cald... — ×

Softphone View Contacts Help

Presence Status
Available ▾

Outgoing Account
Diana Calderon ▾

Enter name or number

1 2 3
ABC DEF

4 5 6
GHI JKL MNO

7 8 9
PQRS TUV WXYZ

* 0 #

Bria